

2016
GREATER
HOUSTON

JEWISH
COMMUNITY
STUDY

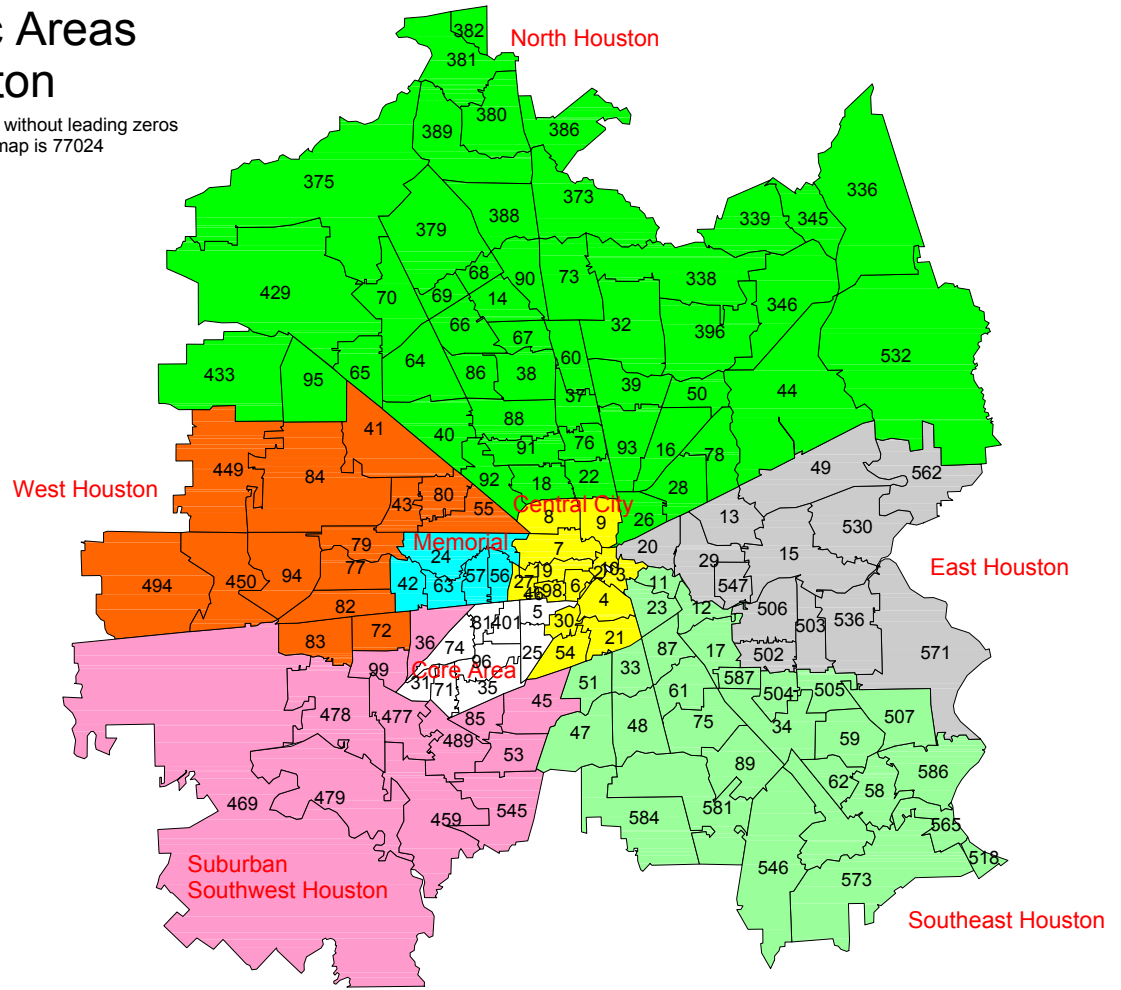


Jewish Federation
OF GREATER HOUSTON

**Initial Report
December 2016**

Geographic Areas of Houston

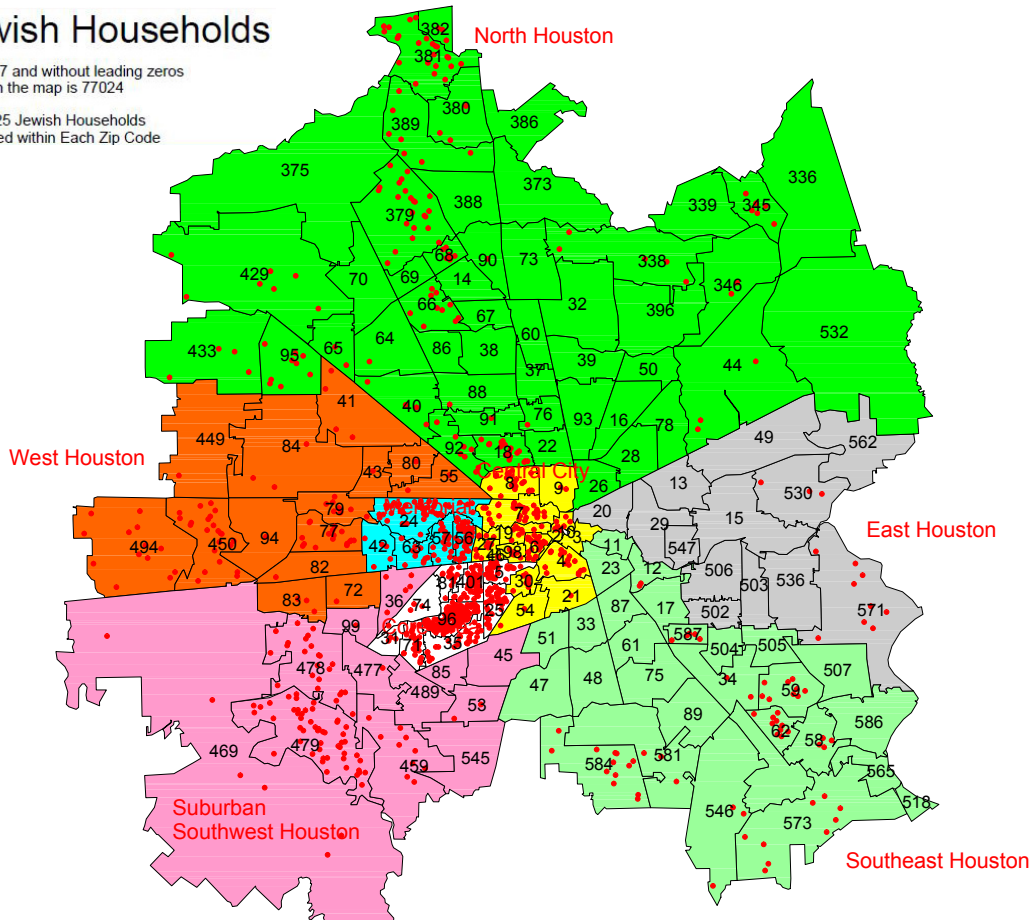
Zip Code Numbers without 77 and without leading zeros
 Example: The 24 on the map is 77024



Number of Jewish Households

Zip Code Numbers without 77 and without leading zeros
 Example: The 24 on the map is 77024

Each Dot Represents 25 Jewish Households
 Dots Are Randomly Placed within Each Zip Code



The 2016 Jewish Federation of Greater Houston Jewish Community Study

The purpose of this study is to provide useful and strategic information for planning purposes to be utilized by the Greater Houston Jewish Community. The study is based upon 1,200 random telephone interviews with known and unknown Jewish households. Landlines and cell phones were called using a special methodology to obtain a reasonable sample of cell phone-only households with non-local area codes. The telephone calls were made by SSRS of Media, PA. Totals may not add to 100% due to rounding. The study was conducted by Ira M. Sheskin, Ph.D. from the University of Miami who has conducted 45 similar studies around the country.



Population Size and Distribution

A growing Jewish population

- 63,700 persons live in 26,000 Jewish households in Greater Houston. Of the 63,700 persons in Jewish households, 51,000 (80%) are Jewish. 1.4% of households in Greater Houston are Jewish households; and 0.9% of persons in Greater Houston are Jewish.
- The number of Jews in Houston increased by approximately 50% from 33,600 in 1986 to 51,000 in 2016.
- Over the past six years, growth in the Jewish population has occurred in the Central City, Suburban Southwest, and North, while we have seen a decline in Memorial.
- The Jewish population of Greater Houston is geographically dispersed presenting challenges to the provision of services to the community.

Place of Birth and Ethnicity

Greater Houston's Jewish community is diverse

- 25% of adults in Jewish households were born in Greater Houston; 15% are foreign born.
- Greater Houston has 3,700 Israeli Jewish adults and 3,200 Jews from the former Soviet Union.
- Greater Houston has 5,700 Sephardic Jewish adults and 2,500 Hispanic Jewish adults.
- 10% of Jewish households in Greater Houston contain at least one LGBT member.

Migration

Possible population decrease

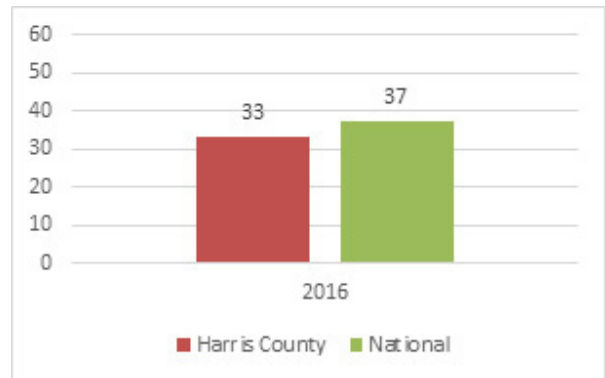
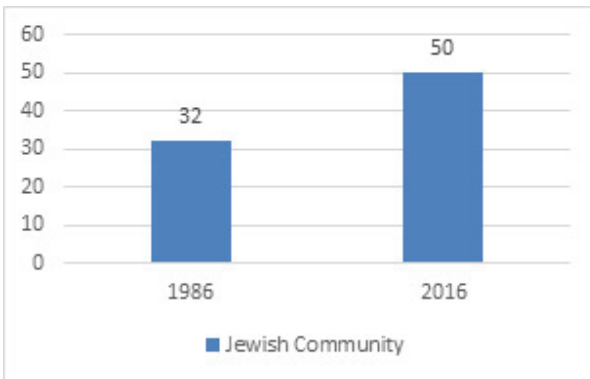
- An average of 350 Jewish households have moved into Greater Houston each year during the past 5 years. New residents move mostly to the Core, Central City, and North. Half of new residents are age 35-49.
- More households have definite (300 households per year) or probable (500 households per year) plans to leave Greater Houston each year in the next three years than are moving in (350 households per year), suggesting a potential decrease in the number of Jewish households over the next few years.
- Respondents in Jewish households in Houston were asked how much physical damage their residence suffered as a result of the Memorial Day Flood: none, some physical damage, major physical damage, or complete destruction/unsalvageable. 5.7% (1,500 households) of respondents responded some; 2.6% (675 households), major; and 0.3% (80 households), complete. Thus, about 2,250 households had their residence impacted by the flood.

Basic Demographic Characteristics

Greater Houston is an older, better educated and wealthier Jewish community than in 1986.

- The current median age of 50 years compares to 32 years in 1986.
- The percentage of the population age 65 and over increased from 8% in 1986 to 25% in 2016, from 3,400 to 16,000 persons. The number of persons age 75 and over increased from 1,000 in 1986 to 6,000 in 2016.
- Little change occurred in the number of persons under age 50, but the number of persons age 50-64 increased from 5,000 to 16,000, from 12% of the population to 25%.
- Memorial (median age 67 years), the Suburban Southwest (59 years), and the Southeast (55 years) are older than the North (47 years), the West (50 years), the Core Area (43 years), and the Central City (40 years). The median age of all persons in Harris County is 33 years; of all Americans, 37 years.

Median Age

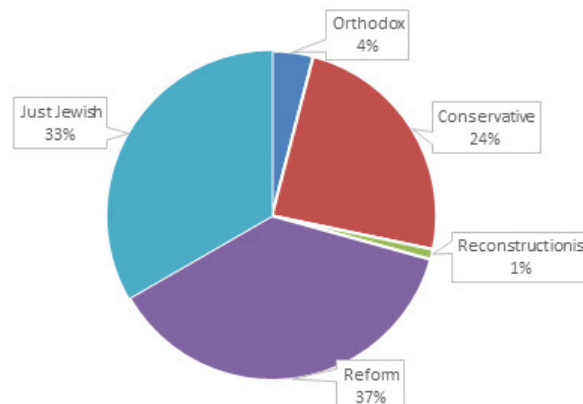


- The percentage of Jews age 25 and over with a four-year college degree increased by approximately 20 percentage points to 79% in 2016. This compares to about 29% for all Americans. 39% of adults in Jewish households have a graduate degree.
- Median Jewish household income increased from \$93,000 in 1986 to \$121,000 in 2016 (adjusted for inflation). The \$121,000 compares to \$57,000 for all US households.

Jewish Connectivity

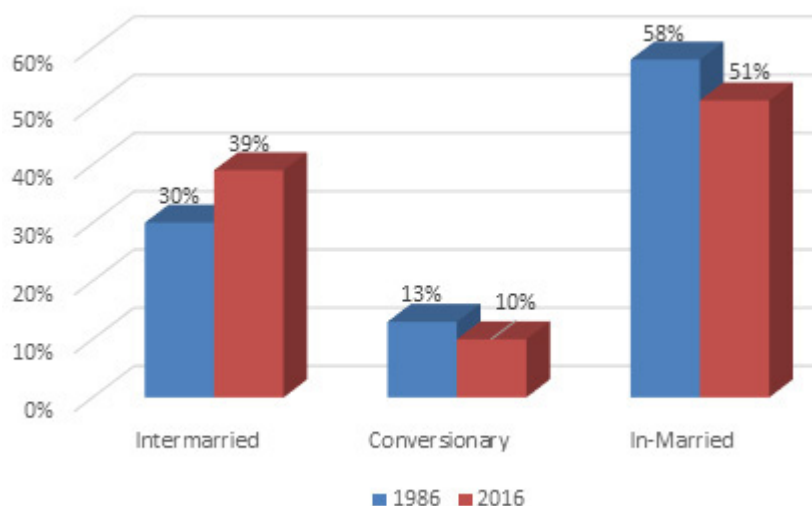
There are many indicators that being Jewish remains a vital part of the life of Houston's Jewish Community.

Jewish Identification



- The percentage of Conservative households decreased by 5 percentage points and the percentage of Reform households decreased by 10 percentage points, while Just Jewish increased from 17% to 33%.
- 97% of respondents are proud to be Jewish and 83% have a strong sense of belonging to the Jewish people.
- Compared to approximately 55 other Jewish communities, Greater Houston generally has average levels of home religious practices (Seder, Chanukah, keeping kosher, etc.) and synagogue attendance.
- Households under age 35 show a particularly strong level of Jewish connectivity compared to other Jewish communities and to older households in Greater Houston.
- The percentage of couples who are intermarried has increased from 30% in 1986 to 39% in 2016, above average among approximately 55 comparison Jewish communities.
- The couples intermarriage rate is lowest in households under age 35 (20%) and highest in households age 35-49 (50%).

Type of Marriage



- Synagogue membership decreased from 51% of households in 1986 to 44% in 2016, average among approximately 55 comparison Jewish communities.
- While only 44% of households are synagogue members, 66% participated in some type of activity at a synagogue in the past year.
- 42% of households participated in some activity at the ERJCC in the past year. 24% joined or were regular participants in a Jewish organization.
- 19% participated at Chabad in the past year.
- Jewish connectivity is generally higher in the Core and Memorial than in the other geographic areas.
- 68% of respondents feel very welcome at Jewish institutions and 50% of respondents feel very much or somewhat part of the Jewish community.
- 90% of Jewish households are involved Jewishly in some way. (Follow at least one home religious practice *and/or* attend synagogue at least once per year *and/or* are members of a synagogue, ERJCC, or Jewish organization *and/or* donate to a Jewish charity.)

Jewish Education

Greater Houston has significant participation rates in Jewish day school and adult education.

- Attending Jewish day school, Jewish overnight camp, Jewish teenage youth group, and college Hillel results in adults who exhibit more Jewish behaviors.
- 27% of respondents attended an organized adult Jewish education class(es) or program(s) in the past year. 35% engaged in some other form of Jewish learning. 57% went to a Jewish museum or engaged in some type of cultural Jewish programming.
- 1,000 Jewish children attend a Jewish preschool, representing about two-thirds of Jewish preschoolers.
- 800 children age 5-12 and 500 children age 13-17 are in a Jewish day school. 62% of children age 5-12 who attend a private school attend a Jewish day school.
- 75% of Jewish children receive some formal Jewish education.
- 59% of children who went to a day camp went to a Jewish day camp this past summer.
- 75% of children who went to an overnight camp went to a Jewish overnight camp this past summer.

Social Services

The community's social service network is necessary and provides important services.

- 16% of households contain a health-limited member, average among approximately 45 comparison Jewish communities.
- Significant percentages of households need marital, family or personal counseling and job counseling. In addition, they need help coordinating services for an elderly person.
- Among households age 75 and over, the greatest need is for in-home health care, followed by senior transportation.
- 73% of households age 75 and over have local adult children.

Israel

The community has a strong connection to Israel.

- 59% of households have at least one member who has visited Israel, including 31% with a Jewish group, the highest of approximately 35 comparison Jewish communities.
- Trips to Israel, particularly trips with a Jewish group, correlate highly with Jewish behaviors.
- 12% of households with children have sent at least one child to Israel, average among 35 comparison Jewish communities. Cost is an obstacle to sending children to Israel.
- The percentage of respondents who are extremely or very attached to Israel (49%) is average among approximately 35 comparison Jewish communities.
- 69% of respondents had conversations with other Jews in Houston about the current political situation in Israel, but 39% of these respondents frequently or sometimes hesitate expressing their views of Israel to other Jews in Houston.

Anti-Semitism

Anti-Semitism is still an issue in Greater Houston.

- While lower than 30 years ago, 15% of respondents experienced anti-Semitism in Greater Houston in the past year. In West Houston, 26% of respondents experienced anti-Semitism.
- 28% of children experienced anti-Semitism in the past year, well above average among approximately 30 comparison Jewish communities.
- 43% of respondents perceive a moderate/great deal amount of anti-Semitism in Greater Houston, average among approximately 30 comparison Jewish communities.

Philanthropy

Jewish Houstonians are very philanthropic.

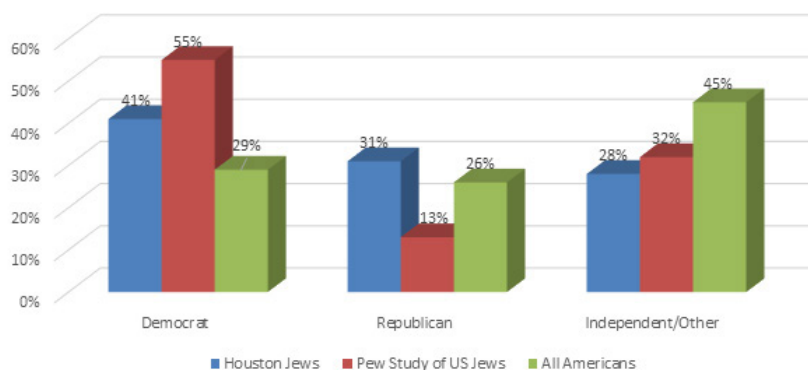
- 39% of households have indicated they have donated to the Jewish Federation in the past year; 55% to other Jewish charities; 63% to some Jewish charity (either Federation or other charity); and 82% to non-Jewish charities.
- The vast majority of respondents, on the whole, would rather see more of their charitable contributions remain local. This is consistent with current Federation allocations.

Political

The political affiliation of Greater Houston Jews differs from American Jews in general.

- 41% of respondents are Democrats; 31% are Republican; 24% are independents; and 4% are other. The percentage of Greater Houston Jewish Republicans (31%) is much higher than for all American Jews (13%).

Political Party



The 2016 Houston Jewish Community Study was generously underwritten by Joan and Stanford Alexander and additional members of our community.

JEWISH FEDERATION OF GREATER HOUSTON

Denis Braham
Chair of the Board

Lee Wunsch
President & CEO

Barbara Bratter
Vice President of Planning & Allocations

Tiffany Siegel
Planning & Allocations Associate

DEMOGRAPHIC STUDY CHAIR

Joe Pryzant

DEMOGRAPHIC STUDY COMMITTEE MEMBERS

Kevin Alexander
Sasha Alexander
Rabbi Annie Belford
Denis Braham
Mark Brookner
Joe Eichberg
Richard Elbein
Gerald Merfish

Rabbi Steven Morgen
Karol Musher
Brian Passell
Bobbi Samuels
Rabbi Pam Silk
Aaron Swerdlin
Carl Wechter
Sandy Weiner

ADVISORS

William "Bill" Fulton
Director
Kinder Institute for Urban Research, Rice University

Elaine Kellerman
Vice President of Education
Jewish Federation of Greater Houston

