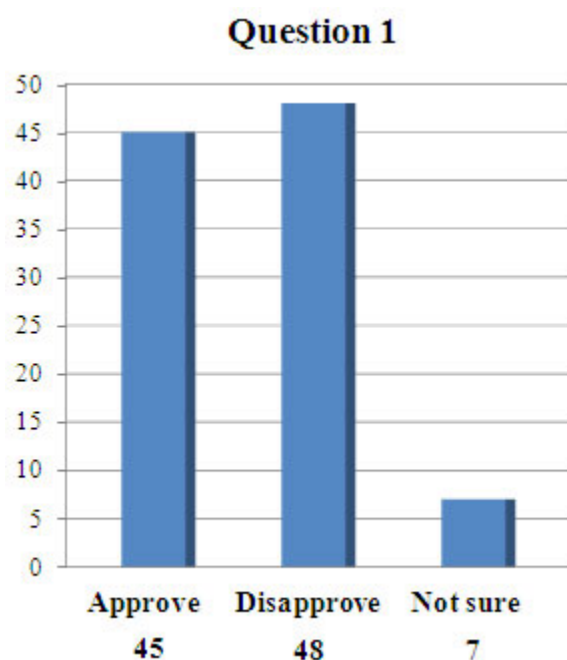


The 2011 Annual Survey of American Jewish Opinion was conducted for AJC by Synovate, a leading research organization. The 800 respondents were interviewed by telephone between September 6 -21, 2011. AJC is a 501(c)(3) organization that neither supports nor opposes candidates for elected office. Conducted annually since 1990, AJC's surveys often are cited as an authoritative barometer of American Jewish opinion on a range of issues. All surveys are available at www.ajc.org.

A. Obama Administration

1. Do you approve or disapprove of the way President Barack Obama has handled his job as President?



2. Do you approve or disapprove of the way Barack Obama has handled each of the following?

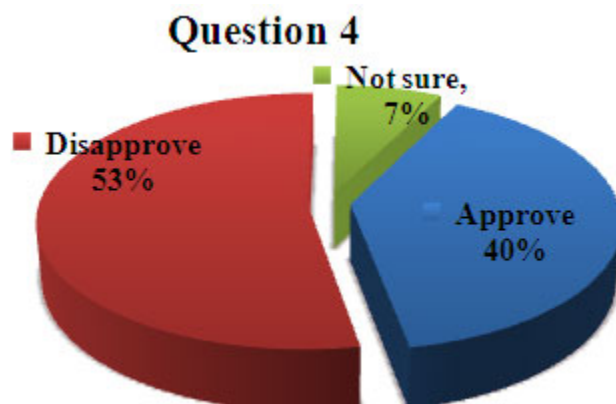
	Approve	Disapprove	Not sure
A. The Economy	37	60	4
B. National Security	68	28	4
C. Energy Policy	50	43	7
D. Immigration	43	49	8
E. Foreign Policy	47	48	0.5

3. How would you characterize relations between Israel and the United States today? Are they very positive, somewhat positive, somewhat negative, or very negative?

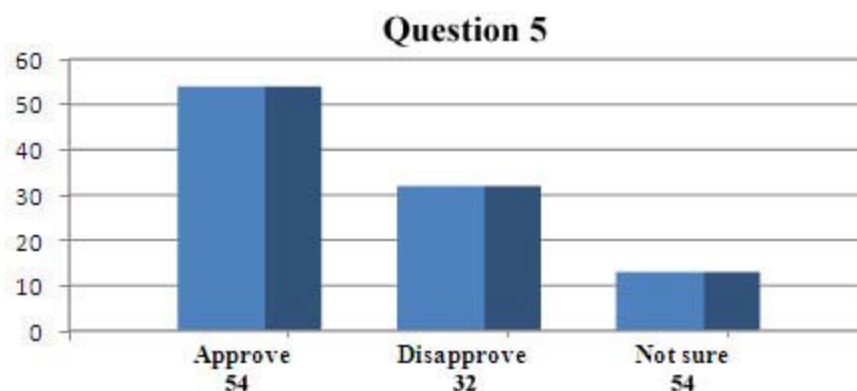
Very positive	7
Somewhat positive	56
Somewhat negative	29

Very negative 7
 Not sure 1

4. Do you approve or disapprove of the Obama Administration's handling of U.S. -Israel relations?

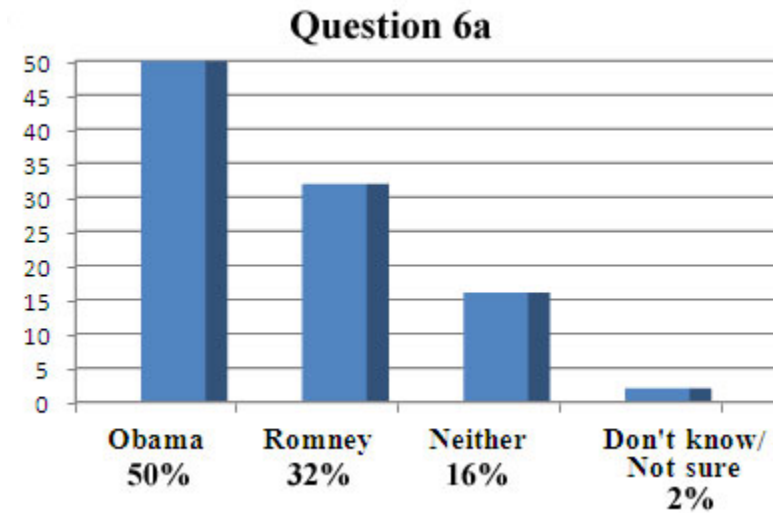


5. Do you approve or disapprove of the Netanyahu government's handling of Israel-U.S. relations?

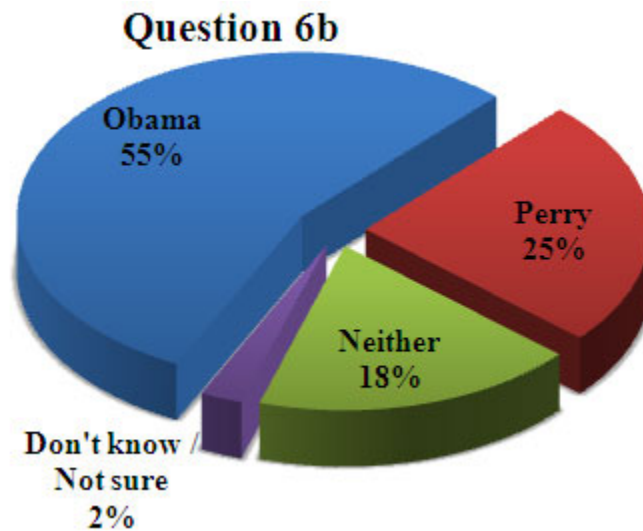


6. If the 2012 election for president were being held today, whom would you vote for from among the following choices?

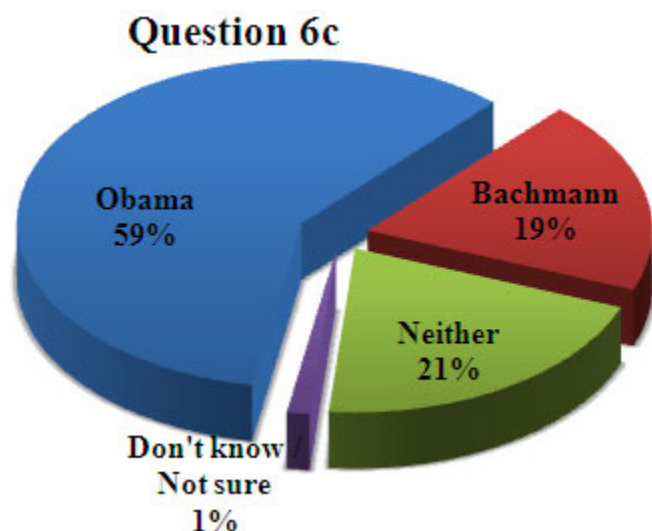
a. Barack Obama is the Democratic candidate and Mitt Romney is the Republican candidate? Barack Obama, Mitt Romney, or neither?



b. Barack Obama is the Democratic candidate and Rick Perry is the Republican candidate? Barack Obama, Rick Perry, or neither?



c. Barack Obama is the Democratic candidate and Michele Bachmann is the Republican candidate? Barack Obama, Michele Bachmann, or neither?



d. Barack Obama is the Democratic candidate and Chris Christie is the Republican candidate? Barack Obama, Chris Christie, or neither?

Obama	53
Christie	26
Neither	19
Don't know / Not sure	3

7. Do you think that anti-Semitism is currently a very serious problem, somewhat of a problem, or not a problem at all in the following areas?

	Very Serious Problem	Somewhat of a Problem	Not a Problem at all	Not Sure
A. Europe	42	50	5	3
B. Arab/Muslim World	87	11	1	0.4
C. United States	14	70	16	0.3
D. Internet	25	42	19	14

B. Arab-Israel Conflict

8. As compared with one year ago, are you more optimistic about the chance for a lasting peace between Israel and the Arabs, less optimistic, or do you think the chance for a lasting peace is about the same as it was one year ago?

More optimistic	3
Less optimistic	35
Same as one year ago	62
Not sure	0.4

9. In the current situation, do you favor or oppose the establishment of a Palestinian state?

Favor	38
Oppose	55

Not sure	8
10. Do you approve or disapprove of Palestinian efforts to unilaterally seek recognition of statehood without reaching an agreement with Israel?	
Approve	9
Disapprove	88
Not sure	3
11. In the framework of a permanent peace with the Palestinians, should Israel be willing to compromise on the status of Jerusalem as a united city under Israeli jurisdiction?	
Yes	37
No	59
Not sure	4
12. As part of a permanent settlement with the Palestinians, should Israel be willing to dismantle all, some, or none of the Jewish settlements in the West Bank?	
All	8
Some	51
None	39
Not sure	2
13. Do you agree or disagree with the following statement? "The goal of the Arabs is not the return of occupied territories but rather the destruction of Israel."	
Agree	76
Disagree	19
Not sure	5
14. If the Palestinian Authority and Hamas form a unity government, should the U.S. Congress withdraw aid to the Palestinians or not?	
Withdraw	73
Not Withdraw	21
Not sure	6
15. Should the Palestinians be required or not be required to recognize Israel as a Jewish state in a final peace agreement?	
Required	96
Not required	3
Not sure	1

C. International Issues

16. Do you approve or disapprove of the Obama Administration's handling of the Iran nuclear issue?	
Approve	43
Disapprove	45
Not sure	11
17. How much of a chance do you think there is that a combination of diplomacy and sanctions can stop Iran from developing nuclear weapons? Is	

there a good chance, some chance, little chance, or no chance?

Good chance	4
Some chance	25
Little chance	43
No chance	28
Not sure	0.5

18. If diplomacy and sanctions fail, would you support or oppose the United States taking military action against Iran to prevent it from developing nuclear weapons?

Support	56
Oppose	38
Not sure	6

19. If diplomacy and sanctions fail, would you support or oppose Israel taking military action against Iran to prevent it from developing nuclear weapons?

Support	68
Oppose	26
Not sure	6

20. Do you think the United States is winning or losing the war in Iraq?

Winning	38
Losing	46
Not sure	16

21. Do you think the United States is winning or losing the war in Afghanistan?

Winning	26
Losing	61
Not sure	13

22. With regard to the following countries, are you optimistic or pessimistic about the current direction they are taking?

	Optimistic	Pessimistic	Not sure
A. Saudi Arabia	30	58	12
B. Syria	18	75	8
C. Egypt	42	52	6
D. Libya	39	54	7
E. Turkey	35	51	15
F. Jordan	49	36	15

D. Background Factors

23. In politics as of today, do you consider yourself a Republican, a Democrat, or an Independent?

Republican	16
Democrat	45

Independent	38
Not sure	2

24. I am going to read you a list of political views that people might hold. They range from extremely liberal to extremely conservative. Where would you place yourself on this scale?

Extremely liberal	5
Liberal	22
Slightly liberal	14
Moderate, middle of the road	32
Slightly conservative	10
Conservative	12
Extremely conservative	3
Not sure	1

25. Do you think of yourself as...

Orthodox	9
Conservative	22
Reform	29
Reconstructionist	1
Just Jewish	37
Not sure	1

26. How important would you say being Jewish is in your own life?

Very important	50
Fairly important	36
Not very important	14
Not sure	0.1

27. How close do you feel to Israel?

Very close	31
Fairly close	37
Fairly distant	24
Very distant	8
Not sure	0.6

28. Have you ever been to Israel?

No	55
Yes - once	21
Yes – more than once	23

E. Personal Data

29. Are you currently married?

Yes	66
No	34

30. (IF YES IN Q. 29, ASK:) Is your spouse Jewish?

Yes—spouse Jewish	66
No—spouse not Jewish	34

31. What is your age as of your last birthday?

Under 30	8
30-39	13
40-49	27
50-59	21
60-69	19
70 or over	14

Methods Statement

The Annual Survey of American Jewish Opinion is a poll commissioned by the American Jewish Committee. It is conducted by Synovate, a leading survey-research organization. The Survey of American Jewish Opinion has been conducted yearly since the early 1990's. Over the years, the question styles and methodology have been kept as stable as possible to provide consistent results from year to year.

Synovate's Consumer Opinion Panel has served and continues to serve as the primary sample source for the survey. Panel members are recruited to join the panel and participate in surveys conducted by Synovate. Several times a year, the panel is screened for religious self-identification. In 2008, the sample source was broadened by including a sample from a distinctive name list supplied by Scientific Telephone Samples, Inc. This decision came about as Synovate panel recruiting methods moved more towards supporting online interviewing capabilities in addition to phone and mail. It was felt a broader base would help insure more reliable results.

The Annual Survey of American Jewish Opinion is a telephone survey that uses a stratified sample design with targets by 6 age categories and gender. Both the panel and list provide general age and gender information. Sample size targets are set by these criteria and the interviewing works the sample diligently to achieve these sample size targets. Respondents are always asked to verify their age and their religious identification. Although no strict sample size is set for the ratio of listed sample to total, the plan is to achieve about a 1 in 5 ratio. The percents of the sample from the listed sample source were 18.8%, 16.8%, 21.6% and 14.9% in 2008, 2009, 2010 and 2011 surveys, respectively.

The Annual Survey of American Jewish Opinion usually takes place in the Fall of each year. If the survey coincides with the Jewish holidays, interviewing is suspended for those days. No interviewing takes place on Friday nights or Saturdays. Interviewing was conducted by trained and experienced interviewers with supervision provided by Synovate study directors. Interviews are monitored continuously to assure quality and interviewer consistency.

The Fall 2011 Survey began interviewing on September 6, 2011 and continued until September 20, 2011. There were 800 respondents in the Fall 2010 Annual Survey of American Jewish Opinion. The overall response rate was 24.3% (AAPOR Rate 3) with a 46.7% cooperation rate (AAPOR Rate3).

Date: 9/21/2011 12:00:00 AM