



ANTISEMITISM

The 2023 Jewish Community Study of New York

 **UJA** Federation
NEW YORK

PREFACE

This series of reports present the findings of UJA-Federation of New York's 2023 Jewish Community Study. This study is based on nearly 6,000 completed questionnaires from Jewish households of all backgrounds, beliefs, and levels of belonging to Jewish communal organizations.

The U.S. Census is prohibited from asking questions about religion, so the 2023 Jewish Community Study of New York is the prime source of information about the Jewish community in the current moment. The survey collected data from a cross-sectional, representative sample of New York area adults who live in a Jewish household. The geographic scope is the New York eight-county area — the five New York City boroughs, Nassau, Suffolk, and Westchester counties. The study covers a breadth of topics, from poverty and mental health to Jewish ritual observance and participation in Jewish programs.

Over the past ten years, much has changed in how and where people live across the New York region. Most notably, the Covid-19 pandemic **heavily impacted** the entire New York metropolitan area, the New York Jewish community included. While it is impossible to know how characteristics of Jewish households would have changed in the absence of the pandemic, this study offers the most comprehensive portrait of the Jewish community in 2023.

Where possible, we have drawn comparisons to provide context to the count and characteristics of the New York Jewish community in 2023. We compare our 2023 findings, when appropriate, to Pew's *Jewish Americans in 2020* and to the New York eight-county census data taken from the 2022 American Community Survey (ACS). We also compare our findings to the 2011 Jewish Community Study and to the 2002 and 1991 New York Jewish community studies; however, shifts in the wording of questions and differences among the studies' methodological procedures complicate these comparisons, so we use longitudinal comparisons judiciously. For more on the limitations of data comparability, see the methods FAQ [here](#).

A complete methodological report can be found online at jewishdatany.ujafedny.org.

A few helpful terms

Jewish Household: A household with at least one Jewish adult. Jewish households may include both Jewish and non-Jewish adults and children.

Jewish Adult: An adult who identifies with Judaism, either by religion or in any other way (for example, ethnically, culturally, or because of family background).

Eight-County Area: The UJA catchment area, this region includes the five boroughs of New York City, as well as Westchester, Nassau, and Suffolk counties.

How to read the numbers in this report

Rounding: Counts of people and households have been rounded to the nearest thousand. Percentages have generally been rounded to the nearest whole percent. As a result, some tables may not perfectly sum to 100%. Except where otherwise noted, tables are inclusive of all respondents and should be understood to sum to the number indicated in the total row.

Comparisons: Even where not explicitly indicated, all figures cited in this report are estimates, and therefore surrounded by margins of error. As a general rule, differences smaller than five percent may not be statistically significant. For more about changes in methodology that may affect comparisons with 2011 data, see the [FAQ](#).

INTRODUCTION

In 2023, prior to the events of October 7, New York Jews were already exhibiting substantial concern about antisemitism. This study measured antisemitism in three ways: concern about antisemitism in different contexts, worry about personal safety as a Jewish person, and experience(s) with antisemitism. The groups most affected by all three of these measures share similar demographic characteristics: They tend to be more Jewishly connected (e.g., more denominationally identified, more strongly attached to Israel) and more politically conservative.

These are the people who are not only concerned and/or worried about antisemitism, but who also avoid going places as a result of their fear and also sometimes experience antisemitism firsthand. The subgroup most affected by antisemitism, including the group most likely to have antisemitic experiences, are the Orthodox, especially the Haredi subgroup, who are most identifiable as Jews.

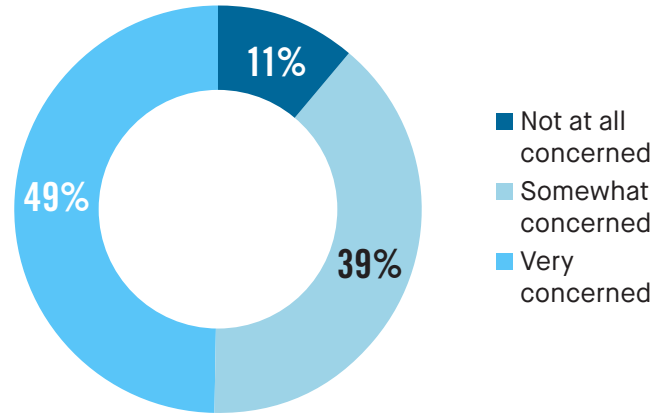
SECTION 1

CONCERN ABOUT ANTISEMITISM

CONCERN ABOUT ANTISEMITISM IN NEW YORK AMONG JEWISH ADULTS

Level of Concern	2023
Not at all concerned	11%
Somewhat concerned	39%
Very concerned	49%
Total	100%

In 2023, nearly half of Jewish adults were very concerned about antisemitism in the New York metro area, and nearly 90% were at least somewhat concerned.



Concern About Antisemitism in the New York Metro Area in 2023 by Denomination

Level of Concern	Orthodox				Nondenominational/ Other
	Haredi	Non-Haredi	Conservative	Reform	
Not at all concerned	6%	4%	7%	9%	17%
Somewhat concerned	35%	32%	33%	40%	44%
Very concerned	59%	64%	60%	50%	39%

Concern about antisemitism in the metro area is highest among both Orthodox and Conservative Jews.¹ Among the Orthodox, comparable levels of concern about antisemitism are exhibited by Haredi Jews and by non-Haredi Jews.

¹ Each of the tables in this section and in subsequent sections are presented as bivariate tables — that is, showing the relationship between one outcome and another explanatory variable. Of course, many of these variables are also interrelated. (Orthodox identification and political affiliation are highly correlated, for one example.) While we cannot control for every possible interaction in the space available, all tables presented in this report retain statistical significance even after controlling for patterns associated with denomination. For more, see the box, “How We Identify Significant Differences Among Subgroups” on the following page.

Concern About Antisemitism in the New York Metro Area in 2023 by Age

Level of Concern	18-29	30-49	50-64	65+
Not at all concerned	21%	17%	8%	4%
Somewhat concerned	50%	46%	39%	29%
Very concerned	29%	37%	53%	67%

Concern About Antisemitism in the New York Metro Area in 2023 by Attachment to Israel

Level of Concern	Attachment to Israel			
	Not at All	Not Very	Somewhat	Very
Not at all concerned	23%	16%	9%	3%
Somewhat concerned	47%	47%	41%	28%
Very concerned	30%	37%	49%	69%

Concern about antisemitism is also higher among older Jewish adults. Two thirds (67%) of those ages 65 and older are very concerned about antisemitism in New York, compared with less than a third of those under thirty (29%). The youngest respondents are also most likely to say they are not at all

concerned, with those under thirty (21%) more than five times more likely than the oldest adults (4%) to not be concerned at all. Concern about antisemitism is also related to feelings towards Israel: Sixty-nine percent of those who report being very attached to Israel are very concerned about antisemitism,

compared with only 30% of those who say that they are not at all attached to Israel. A similar result is seen in a 2024 American Jewish Committee (AJC) study, which found that fear of antisemitism was more pronounced among those who said caring for Israel was important to being Jewish, compared with those Jews who did not view Israel as important (67% versus 46%).²

Certain characteristics are not related to concern about antisemitism in the New York metro area, even if such a connection might be expected. For example, direct descendants of Holocaust survivors (who, one might assume, would be more focused on the phenomenon of antisemitism and its consequences) are not more concerned about antisemitism than their peers who are not direct descendants. Nor is political affiliation significantly correlated with concern for antisemitism after controlling for factors such as age and denomination.

HOW WE IDENTIFY SIGNIFICANT DIFFERENCES AMONG SUBGROUPS

We first conducted bivariate analyses to identify any potential associations between characteristics of Jewish adults and their reported level of concern regarding antisemitism in the New York metro area. We then conducted multivariate ordered logistic regression to understand if any of these previously identified associations were explained by other factors. **The final model showed that age, denomination, and attachment to Israel were associated with Jewish adults' reported concern about antisemitism.** We then produced tables of antisemitism concern by each of these associated characteristics and conducted pairwise comparisons to identify significant differences between reported levels of concern across values of each independent variable.

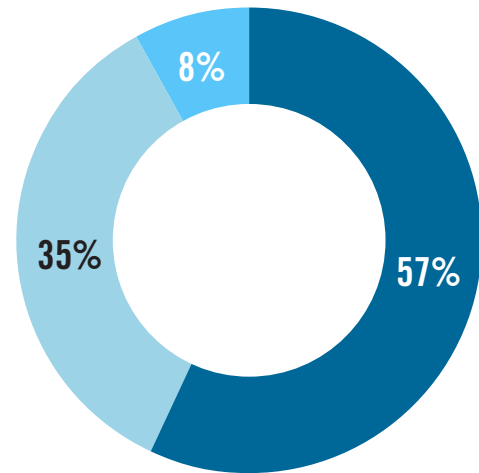
² American Jewish Committee, State of Antisemitism in America 2023, (2024). <https://www.ajc.org/AntisemitismReport2023/AmericanJews>. Note that the Israel-related question in the two surveys was slightly different. In the New York study people were asked "How emotionally attached are you to Israel?" whereas AJC's question was asked as: "Thinking about what being Jewish means to you, how important is caring about Israel to you?"

SECTION 2

CONCERNS FOR SAFETY AND AVOIDANCE OF PLACES AND EVENTS

WORRY ABOUT ATTENDING PLACES OR EVENTS

While nearly all New York Jewish adults are at least somewhat worried about antisemitism in the metro area, fewer reported that those worries affected their decisions about attending places or events. Forty-three percent of Jewish adults reported that they were sometimes (35%) or often (8%) worried about attending certain places or events out of concern for their safety.



How Often Worried	2023
Never	57%
Sometimes	35%
Often	8%

Worry About Attending Certain Places or Events Out of Concern for Safety as a Jew by Denomination

How Often Worried	Orthodox				
	Haredi	Non-Haredi	Conservative	Reform	Nondenominational/Other
Never	34%	28%	46%	55%	77%
Sometimes	48%	52%	47%	40%	19%
Often	18%	20%	7%	5%	4%

As with concern about antisemitism broadly in the New York area, levels of personal worry are similarly related to identification with a Jewish denomination. For example, whereas 70% of Orthodox Jews (including both Haredi and non-Haredi, not shown in table) report being sometimes or often worried about attending places out of safety concerns, this is the case for 54% of Conservative Jews, 45% of Reform Jews, and only 23% of

Jews who do not identify with these three denominational categories. While Conservative Jews report similar levels of general concern about antisemitism in New York as Orthodox Jews, on this measure, they report less worry about attending events than Orthodox Jews. This may be because Conservative Jews are not as visibly identifiable as Jews as the Orthodox and thus not as worried about their physical safety.

Worry About Attending Certain Places or Events Out of Concern for Safety by Political Affiliation

How Often Worried	Very Conservative	Conservative	Moderate	Liberal	Very Liberal
Never	34%	43%	55%	66%	75%
Sometimes	47%	40%	37%	31%	23%
Often	18%	18%	8%	3%	2%

In contrast to our finding above that political affiliation is not associated with concern about antisemitism in the New York area, political leanings are associated with Jewish adults' worrying about their personal safety: While 65% of those who identify as very conservative indicate that they are either sometimes or often worried, this is

the case for only 34% who identify as liberal and 25% who identify as very liberal. Age is not strongly related to worrying about one's own safety despite substantial differences among adults of different ages regarding concern about antisemitism.

HOW WE IDENTIFY SIGNIFICANT DIFFERENCES AMONG SUBGROUPS

We first conducted bivariate analyses to identify any potential associations between characteristics of Jewish adults and how often they reported worrying about attending certain places or events out of concern for their safety as a Jew. We then conducted multivariate ordered logistic regression to understand if any of these previously identified associations were explained by other factors. **The final model showed that denomination, attachment to Israel, and political affiliation were associated with Jewish adults' frequency of worrying about attending certain places or events out of concern for their safety as a Jew.** We then produced tables of antisemitism concern by each of these associated characteristics and conducted pairwise comparisons to identify significant differences between reported levels of concern across values of each independent variable.

Situations Where Jewish Adults Experience Concern for Their Safety as a Jew

(Among Those Who Worry About Attending Certain Places or Events Out of Concern for Their Safety)

Jewish adults who reported worrying about attending places or events were asked to specify the places or events in which they felt unsafe. The most commonly cited location where Jewish adults report feeling unsafe is on public transit — most often on the subway.

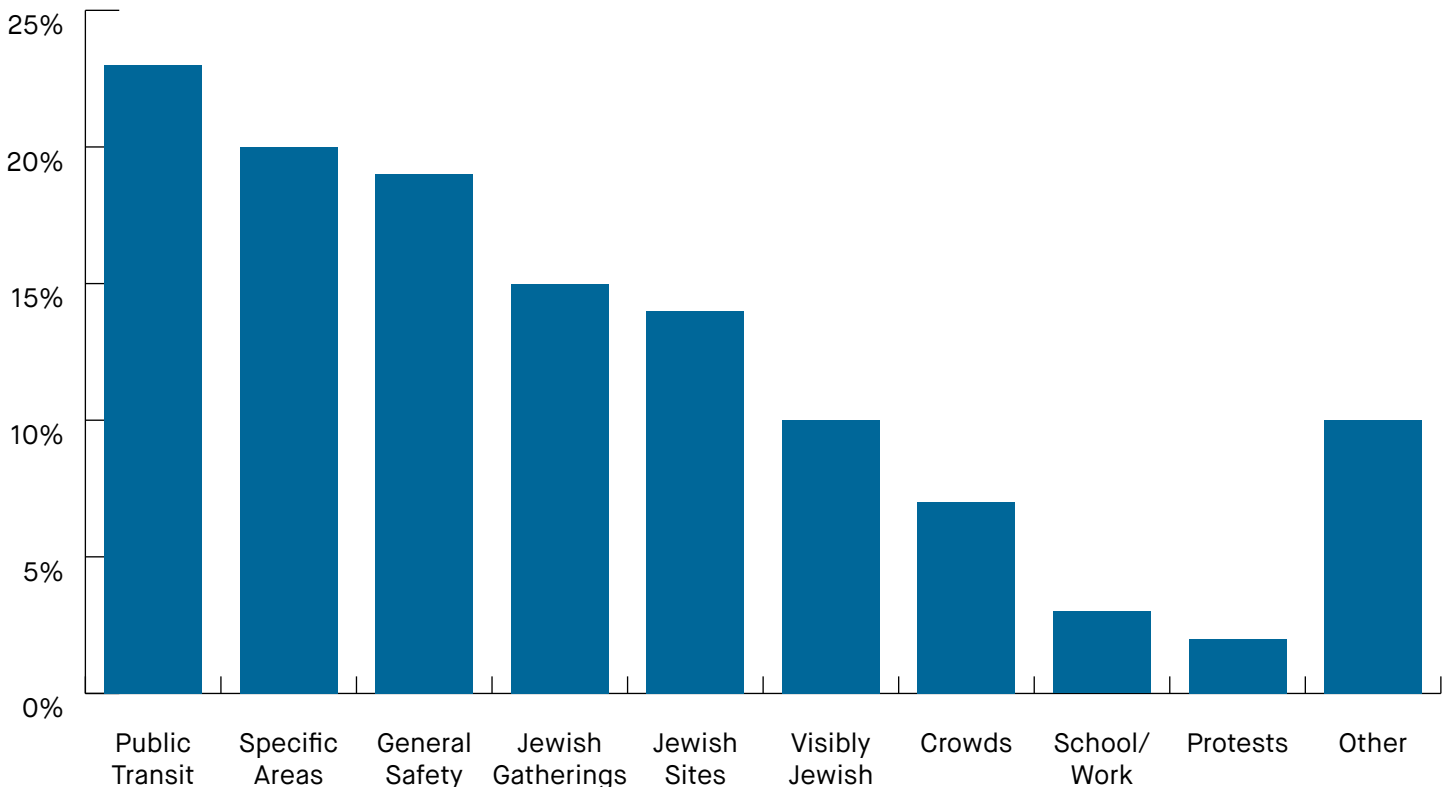
One in five Jewish adults mention specific neighborhoods or areas where they felt unsafe or exercise increased caution, including many who report fear leaving their neighborhood or traveling into New York City. A similar share (19%) also report feeling a general sense of unsafety, whether walking alone or at night, shopping, or in parks or public spaces, amid fears for their safety as a Jew.

Similar shares report feeling concerned for their safety at Jewish sites, such as synagogues, Jewish schools, or JCCs; and Jewish gatherings, such as rallies and cultural events with Jewish content (and not including services or other programming at Jewish sites). One in ten Jewish adults who worry about attending places or events due

to fear for their safety as a Jew report feeling unsafe while appearing visibly Jewish, and smaller shares feel unsafe in crowds (7%), at school or work (3%), or in miscellaneous other scenarios.

Situation Where Felt Unsafe	2023
On public transit	23%
In specific neighborhoods or areas	20%
General sense of unsafety	19%
At Jewish gatherings (excluding at Jewish sites)	15%
At Jewish sites	14%
While being visibly Jewish	10%
In crowds	7%
At school or work	3%
Around protests or demonstrations (not Jewish)	2%
Other	10%

* Multiple select question – rows do not sum to 100%.



Selected Situations Where Jewish Adults Experience Concern for Their Safety as a Jew (Among Those Who Worry About Attending Certain Places or Events) by Haredi and Orthodox Status

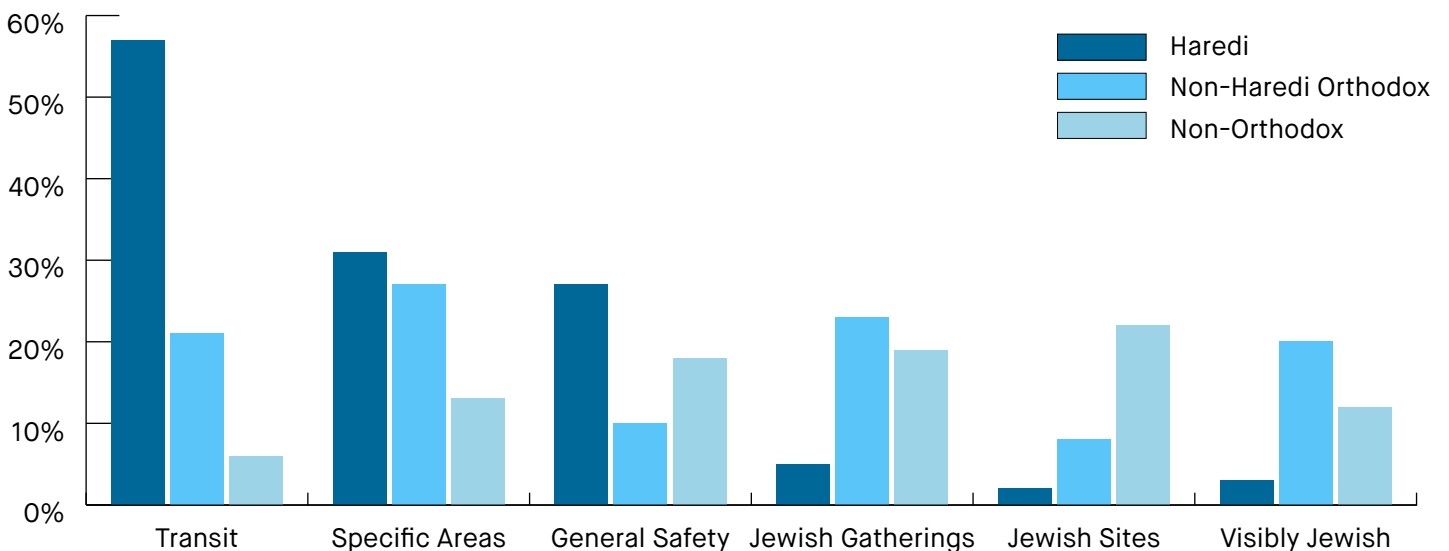
Just as worry about attending places or events is patterned by denomination, the types of places that Jewish adults are fearful of attending is also sharply different among Orthodox and non-Orthodox Jews, and among Haredi Jews in particular. Most notably, fear of public transit is disproportionately found among Haredi Jews: more than half of Haredi Jewish adults who explained their worry about attending places or events indicated that they were fearful of public transit, particularly the subway. Non-Orthodox Jewish adults are the least likely to report fear of riding public transportation, with Modern Orthodox Jews falling between the two.

Haredi and Modern Orthodox Jews are also most likely to report that they feel unsafe in certain neighborhoods or areas, perhaps because they are more identifiably Jewish

than their non-Haredi or non-Orthodox counterparts. While Haredi Jews also have the highest likelihood of reporting general feelings of unsafety in everyday life and in public places, Modern Orthodox Jews have the lowest rates of worry here, with non-Orthodox Jews falling in the middle.

On the other hand, it is non-Orthodox Jews who are most likely to report feeling unsafe at Jewish sites such as synagogues or JCCs, while Haredi Jews have the lowest rates of concern for safety at Jewish sites, as well as at other Jewish gatherings or about appearing visibly Jewish. In other words, while fear of antisemitism among non-Orthodox Jews is most present while doing Jewish activities, Haredi Jews have the greatest fear of antisemitism while moving about the city and going about their daily lives.

Situations Where Jewish Adults Felt Unsafe	Haredi	Non-Haredi Orthodox	Non-Orthodox
On public transit	57%	21%	6%
In specific neighborhoods or areas	31%	27%	13%
General sense of unsafety	27%	10%	18%
At Jewish gatherings (excluding at Jewish sites)	5%	23%	19%
At Jewish sites	2%	8%	22%
While being visibly Jewish	3%	20%	12%



AVOIDANCE OF PLACES AND EVENTS

Proportion of Jewish Adults Who Report That Worry Prevents Them from Attending Certain Places or Events

New York Jewish adults who indicated that they worried either sometimes or often about attending certain places or events out of concern for their safety as a Jew were subsequently asked whether this worry prevented them from attending certain places or events. Nearly 40% of those who were worried responded that their fears prevented them from attending certain places or events, accounting for 16% of all Jewish adults.

Proportion Prevented From Attending Events/Places Out Of Concern For Safety 2023

Never worried	58%
Sometimes or often worried	42%
Worried but not prevented from attending certain places or events	26%
Worried and prevented from attending certain places or events	16%
Total	100%

Jewish Adults Who Report Worry Prevents Them From Attending Places or Events by Denomination

Orthodox

Worry as a Barrier	Haredi	Non-Haredi	Conservative	Reform	Nondenominational/Other
Yes	42%	24%	17%	13%	8%
No	58%	76%	83%	87%	92%

Orthodox adults and Haredi Jewish adults in particular are most affected by concerns for their safety. Forty-two percent of Haredi Jewish adults report that worry about their safety has prevented them from attending certain places or events, followed by 24% of non-Haredi Jewish adults. Descendants of Holocaust survivors comprise another subgroup whose worry about antisemitism affects their behavior. Specifically, 45% of direct descendants who worry about attending places or events

report being deterred from attending certain places of events because of worry for their safety, compared with 34% of non-descendants.

Descendent of Survivors

Worry as a Barrier	Yes	No
Yes	45%	34%
No	55%	66%

HOW WE IDENTIFY SIGNIFICANT DIFFERENCES AMONG SUBGROUPS

We first conducted bivariate analyses to identify any potential associations between characteristics of Jewish adults and their reported level of concern regarding safety being a barrier to attending certain places or events. We then conducted multivariate ordered logistic regression to understand if any of these previously identified associations were explained by other factors. **The final model showed that denomination, attachment to Israel, political affiliation, and being a descendant of a Holocaust survivor were associated with safety concerns posing a barrier to attending certain places or events.** We then produced tables of antisemitism concern by each of these associated characteristics and conducted pairwise comparisons to identify significant differences between reported levels of concern across values of each independent variable.

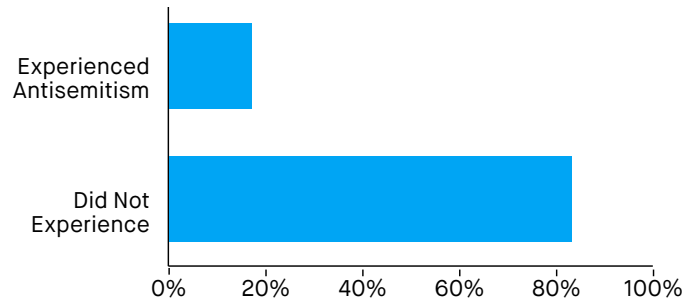
SECTION 2

EXPERIENCE OF ANTISEMITISM

PERSONAL EXPERIENCE OF ANTISEMITISM AMONG JEWISH ADULTS

Experienced Antisemitism	2023
Yes	17%
No	83%

In 2023, 17% of Jewish New Yorkers reported that they had personally experienced antisemitism.



Personal Experience of Antisemitism Among Jewish Adults by Denomination

	Orthodox				
	Haredi	Non-Haredi	Conservative	Reform	Nondenominational/Other
Yes	33%	21%	16%	16%	13%
No	67%	79%	84%	84%	87%

We found consistent differences among the various denominational groups regarding the extent to which Jewish adults experienced antisemitism in 2023. Jews who identify as Orthodox report higher levels of antisemitic experiences (29%, not in table) compared with those identifying with other denominations (16% among both Conservative and Reform identified Jews) and those who do not identify with a denomination (13%).

When the Orthodox category is broken down by Haredi and other Orthodox subgroups, we observe that Haredi Jews endure the highest level of antisemitic experiences (33%), much higher than both the non-Haredi or Modern Orthodox (21%) and the non-Orthodox. The reason for this is presumably because Haredi adults are more physically identifiable as Jews and, consequently, more likely to be targeted.

Types of Antisemitic Experiences Among Jewish Adults

Jewish adults who reported experiencing antisemitism in the past year were asked to describe their experience in more detail. Responses were then coded to match four categories of antisemitism tracked by AJC.³

Nearly all who had experienced antisemitism in the past year described that they had been the victim of antisemitic remarks, including slurs and other forms of verbal harassment. Only 4% reported an experience of antisemitic violence, while an additional 4% experienced antisemitic vandalism or messaging, such as flyers or pamphlets.

These findings are consistent with results from various other research on antisemitic experiences in America. Nationally, 3% of respondents reported being the target of an antisemitic attack in person, during which the attacker physically touched them, of whom 1% had been a one-time target and 2% had undergone this experience

more than one time, according to the 2024 AJC study. AJC also found that 22% of respondents reported having been a target of an antisemitic remark in person either one time or more than one time. Similarly, the ADL’s Audit of Antisemitic Incidents (2023) found that less than 2% of tracked antisemitic incidents comprised physical assaults.⁴ The majority of incidents recorded in the ADL tracking study also involve people being harassed by verbal or antisemitic slurs, stereotypes, or conspiracy theories.⁵

Type of Experience	2023
Antisemitic remark	92%
Antisemitic attack	4%
Antisemitic vandalism or messaging	4%
Online antisemitism	5%

Note: responses do not add up to 100% because multiple responses were permitted.

Concern and Worry Among Those Who Experience Antisemitism

In addition to demographic factors, concern about antisemitism and fears of experiencing it in one’s daily life are also linked to whether one has previously experienced antisemitism personally. Although this study cannot definitively establish a causal link, having experienced antisemitism is associated with increased concern and greater avoidance of places and events out of fear for personal safety.

For example, 67% of Jewish adults who reported having experienced antisemitism in the past year are very concerned about antisemitism in the New York metro area, compared with 45% of Jewish adults who did not experience antisemitism. Similarly, 70% of those who have experienced antisemitism worry about attending places and events out of concern for their safety, compared with 36% of those who have not experienced antisemitism.

Level of Concern	Experienced Antisemitism in Past Year	
	Yes	No
Not at all concerned	5%	13%
Somewhat concerned	28%	42%
Very concerned	67%	45%
How Often Worried		
Never	30%	64%
Sometimes	44%	32%
Often	26%	4%
Worry as a Barrier		
Yes	62%	88%
No	38%	12%

³ American Jewish Committee, State of Antisemitism in America 2023, (2024).

⁴ Audit of Antisemitic Incidents 2023. March 2024. ADL Center on Extremism. <https://www.adl.org/resources/report/audit-antisemitic-incidents-2023>.

⁵ Note that the percentages reported for the AJC (2024) and the ADL (2023) studies were based on percentages of respondents whereas the types of antisemitic incidents in our study are based on percentage of responses because the information was derived from open-ended responses that could fall into more than one category.

PEOPLE WHO EXPERIENCE ANTISEMITISM

This section provides a profile of Jewish adults in New York who have experienced antisemitism in the past year. In contrast to the previous sections, which examined only the rates of concern or experience of antisemitism, this table displays those groups in comparison with their relative size within the New York Jewish community to offer a cross-section of those who have experienced antisemitism.

As the table at right shows, the makeup of the 17% of Jewish adults who have experienced antisemitism is a product of both the incidence of antisemitism among particular demographic groups as well as the relative size of each group within the general Jewish population. While some populations may have outsize rates of experiences with antisemitism, other populations may be more represented among those who experience antisemitism due to their prevalence in the New York Jewish community.

With respect to age, those who experience antisemitism are more likely to be younger relative to the share of that population among all Jewish adults. While 50% of Jewish adults in New York are ages 50 and older, 57% of those who experience antisemitism are between the ages of 18–49.

Even as the highest rates of antisemitism are found among Orthodox and Haredi Jews in particular, most Jewish adults who have been subject to antisemitism are, in fact, not Orthodox. Jewish adults who have experienced antisemitism are most likely to be of other or no denomination (32%), followed by Haredi (27%).

Jewish adults who experience antisemitism are distributed across the political spectrum, though they are somewhat more likely to be politically conservative, in part due to the higher concentration of Orthodox Jews within this group.

Finally, those who have experienced antisemitism are evenly distributed between men and women and align with population shares across demographic groups of race, ethnicity, and Jewish tradition (with no statistically significant difference for any).

Demographics of Antisemitic Experiences

	% of those who experienced antisemitism	% of Jewish adults
Age		
18–29	26%	22%
30–49	31%	28%
50–64	23%	22%
65+	20%	28%
Denomination		
Haredi	27%	14%
Other (Modern) Orthodox	10%	9%
Conservative	13%	15%
Reform	17%	19%
Other	32%	43%
Political Affiliation		
Conservative	35%	25%
Moderate	30%	30%
Liberal	34%	45%
Gender		
Male	52%	50%
Female	48%	50%
Race and Ethnicity		
Non-Hispanic White	87%	90%
Hispanic or non-White	13%	10%
Jewish Tradition		
Ashkenazi	80%	75%
Sephardic/Mizrachi	10%	7%
Both/Other/Not Sure	10%	18%

SECTION 3

ANTISEMITISM: 2024 UPDATE

To capture the impact of October 7, 2023, on the New York Jewish community, we conducted a follow-up study during January 2024 with a sample of individuals surveyed from the original 2023 study. The 1,601 responses obtained in the follow-up study enabled the research team to conduct a “pre-post” analysis and thereby document the levels and experience of antisemitism among New York Jews in 2024 as well as the extent of changes that have occurred since they were surveyed in 2023.⁶ We found that the vast majority of Jews in the eight-county area believe that antisemitism has increased from pre-October 7 levels and that this perception is accompanied by a substantial level of overall concern about antisemitism in the NY area, as well as on college campuses and in K-12 schools.

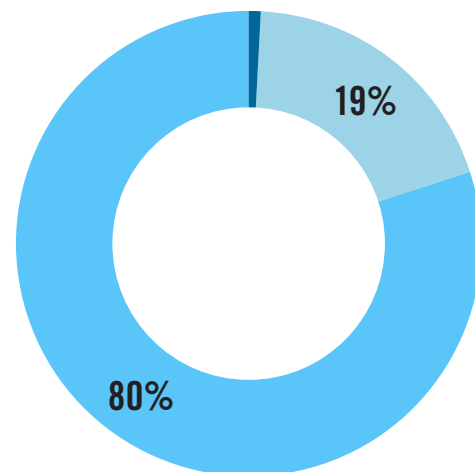
Since 2023, we also found that Jewish adults are experiencing greater worry about their personal safety. An increased share of Jewish adults avoid occasions and places that make them feel unsafe, such as events occurring in public places. Despite these perceptions and safety concerns, only small proportions of Jewish adults report personally experiencing antisemitism within the prior three months. And when they do, the incidents typically comprise verbal insults or slurs, anti-Israel remarks, online harassment, or vandalism. Fewer than 1% report being physically attacked. Finally, personal experiences with antisemitism remain disproportionately concentrated among those groups who are visibly identifiable as Jewish, specifically Orthodox and especially Haredi Jews.

PERCEPTIONS OF CHANGE IN ANTISEMITISM LEVELS

Perceived Change in Antisemitism in NY Metro Area During Past 3 Months Among Jewish Adults

Perceived Change	2024
Decreasing	1%
Staying the Same	19%
Increasing	80%

The overwhelming majority (80%) of Jewish adults believe that antisemitism is increasing in the New York metro area as compared with three months ago—that is, since October 2023. The 2024 American Jewish Committee (AJC) study similarly reported that 86% of Jewish adults believe that antisemitism has increased, with about half reporting that they perceive antisemitism to have increased by a lot.⁷



⁶ In situations where questions were asked exclusively at the follow-up, pre-post comparisons cannot be undertaken and only the “post” data will be presented.

⁷ American Jewish Committee, State of Antisemitism in America 2023, (2024).

Perceived Change in Antisemitism in New York Metro Area During Past 3 Months Among Jewish Adults by Attachment to Israel

	Attachment to Israel			
	Not at All	Not Very	Somewhat	Very
Decreasing	5%	0%	0%	1%
Staying the Same	38%	23%	17%	6%
Increasing	57%	77%	83%	93%

After controlling for other factors discussed earlier in this report—e.g., age, denomination, and political affiliation—the only characteristic that relates to individuals’ perceptions of antisemitism is their attachment to Israel.

Among Jewish adults in the eight-county area, those who feel very attached to Israel are more likely to perceive an increase in antisemitism compared with those who report no attachment at all (93% versus 57%).

CONCERN ABOUT ANTISEMITISM

Concern About Antisemitism in Specific Contexts: 2023 & 2024 (Where Available)

	Not at All Concerned	Somewhat Concerned	Very Concerned	Not at All Concerned	Somewhat Concerned	Very Concerned
Metro Area	11%	39%	49%	10%	46%	44%
College Campuses	15%	34%	51%	13%	27%	60%
K-12 Schools (2024 Only)	NA	NA	NA	20%	39%	41%
Workplace (2024 Only)	NA	NA	NA	73%	19%	9%

The recontact survey found that 44% of Jewish adults are very concerned about antisemitism in the metro area and 90% are at least somewhat concerned. The proportion of those who indicated that they were concerned about antisemitism in the New York metro area in 2024 as compared with 2023 were not substantially different. We hypothesize that this lack of change in antisemitism-related concern might be attributable to a “ceiling effect,” that is, because the level of concern documented by the 2023 study was already quite high, there was a limit, or ceiling, on how much more it could increase.

Although we did not find an increase in the overall level of concern about antisemitism in the New York metro area, the survey did find increased concern about antisemitism on college campuses, a topic that has received intensive media coverage since October 7,

2023. Specifically, the survey found that the proportion of Jewish adults reporting being very concerned about antisemitism in college campuses increased from 51% in 2023 to 60% in 2024.

Lower, yet substantial, levels of concern were found regarding antisemitism in K-12 schools: Forty-one percent of Jewish adults indicated they were very concerned, and 80% indicated they were at least somewhat concerned. Jewish adults are least concerned about antisemitism in the workplace, with nearly three-quarters reporting that they are not at all concerned about antisemitism at work. This aligns with the 2024 AJC study that found that 84% of Jewish adults did not feel uncomfortable because of their Jewish identity in the workplace and did not report any antisemitic incidents at work.⁸

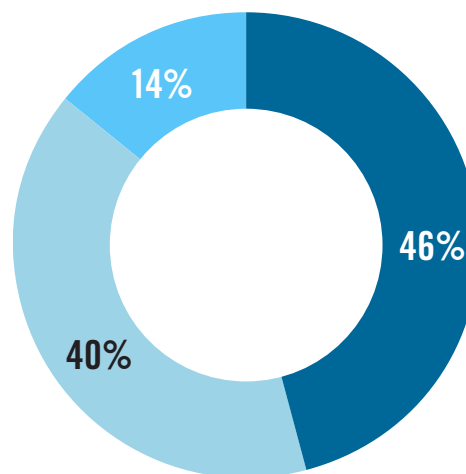
⁸ American Jewish Committee, State of Antisemitism in America 2023, (2024).

WORRY ABOUT ATTENDING PLACES OR EVENTS

Worry About Attending Certain Places or Events Out of Concern for Safety as a Jew

New York Jewish adults expressed more worry about attending certain places or events as a Jewish person in 2024 than they did in 2023. In 2023, about 43% of Jewish adults reported that they at least sometimes worried about their safety, compared with 54% in 2024.

	2023	2024
Never	57%	46%
Sometimes	35%	40%
Often	8%	14%



Situations Where Jewish Adults Experience Concern for Their Safety as a Jew (Among Those Who Worry About Attending Certain Places or Events)

The specific situations in which Jewish adults express concerns about attending certain places or events in 2024 closely mirror those reported in the previous year. The most frequently mentioned concerns involve particular neighborhoods or areas that Jewish adults either avoid entirely or approach with heightened caution (21%). Public transit is the next most commonly cited setting, with similar proportions of respondents expressing safety concerns as Jews.

The places or events that saw the most change in relative frequency include being around protests or demonstrations (such as pro-Palestinian demonstrations or marches), which rose from being mentioned in 2% of responses in 2023 to 15% in 2024. As in 2023, Haredi Jews have different experiences with antisemitism compared with non-Haredi Jews. Haredi Jews are much less likely to report being afraid for their safety due to being visibly Jewish (6%, not shown in table) at Jewish sites (1%) or gatherings (3%) and in crowds (2%), but remain deeply fearful of public transportation (54%) and for their general safety (22%).

Situation Where Felt Unsafe	2024
In specific neighborhoods or areas	21%
On public transit	18%
At Jewish sites	17%
Around protests or demonstrations (not Jewish)	15%
While being visibly Jewish	12%
At Jewish gatherings (excluding at Jewish sites)	11%
General sense of unsafety	13%
In crowds	10%
At school or work	<1%
Other	8%

* Note: Responses do not add up to 100% because respondents could describe multiple situations.

AVOIDANCE OF PLACES AND EVENTS

Proportion Who Report That Worry Prevents Them from Attending Certain Places or Events

Although there was a moderate increase from 2023 to 2024 in the proportion of respondents who report being worried about attending certain places or events, the share of this group that stays away from events out of worry remained nearly the same between the two surveys. In 2024, 23% report that they act on their worry by not attending certain places or events, compared with 16% in 2023 — in either case, about two-fifths of those who worry. This also closely mirrors the rise from 16% to 26% observed between the 2023 and 2024 AJC studies in response to a similar question.⁹

Proportion Prevented from Attending Events/Places Out of Concern for Safety	2023	2024
Never worried	58%	46%
Sometimes or often worried	42%	54%
Worried but not prevented from attending certain places or events	26%	26%
Worried and prevented from attending certain places or events	16%	16%
Total	100%	100%

EXPERIENCE OF ANTISEMITISM

Personal Experience of Antisemitism Among Jewish Adults

Despite the perception that antisemitism is increasing, we did not find that personal experiences with antisemitism increased since October 7. It is, however, important to note that the 2023 and 2024 questions had different time frames: In the 2024 re-contact survey, respondents were asked about their experience of antisemitism during the past three months, whereas in the 2023 study, participants were asked about

occurrences in the past 12 months. The longer time frame in 2023 might have allowed respondents to report on a larger number of incidents.

Experienced Antisemitism	2023	2024
Yes	17%	10%
No	83%	90%

Types of Antisemitic Experiences Among Jewish Adults

As in 2023, antisemitic remarks, including verbal comments, slurs, stereotypes, ridicule, and anti-Israel rhetoric comprise the majority of the antisemitic incidents that Jewish adults face in 2024. However, the share of antisemitic experiences that take the form of verbal harassment is lower in 2024 compared with 2023. This is driven by an increase in antisemitic vandalism, including graffiti or damage to posters, which more than doubled from 2023 rates, as well as skyrocketing rates of online antisemitism, up fivefold from 2023 levels. Despite the relative increase in vandalism and online antisemitism, rates of antisemitic attacks have not risen

from 2023 levels. In 2024, fewer than 1% of all responses indicated that a respondent was the victim of an antisemitic experience involving a physical attack.

Type of Experience	2023	2024
Antisemitic remark	92%	69%
Antisemitic attack	4%	<1%
Antisemitic vandalism or messaging	4%	11%
Online antisemitism	5%	27%

* Multiple select question – rows do not sum to 100%.

⁹ The AJC question was: “In the past 12 months, have you avoided certain places, events or situations out of concern for your safety or comfort as a Jew out of fear of antisemitism?”

RECOMMENDATIONS FOR RESOURCE ALLOCATION

Perceived Importance of Jewish Organizations Directing Their Resources Toward Antisemitism

	2023	2024
Not important	2%	8%
Important	98%	92%

Perceived Importance of Jewish Organizations Directing Their Resources Toward Supporting Jewish Institutions and Community

	2023	2024
Not important	3%	3%
Important	97%	97%

When asked in 2024 how Jewish organizations should direct their funding, Jewish respondents were generally equally supportive of funding Jewish institutions and Jewish community as they were of funding efforts to combat antisemitism in 2023: Ninety-two percent indicated that they felt combating antisemitism was at least somewhat important, and 97% indicated that supporting Jewish institutions and community was at least somewhat important.¹⁰ The extent to which Jewish adults indicated that they felt that it is important for Jewish organizations direct their resources toward antisemitism declined slightly, from 98% in 2024 to 92% in 2023. There was no change between 2023 and 2024 in the extent to which Jewish adults reported that they felt that it is important that Jewish organizations direct their resources toward supporting Jewish institutions and community.

¹⁰ Because the question was not structured as a rating or forced choice question, it is not possible to discern to what extent respondents would give priority to “directing their resources” to one of the two causes over the other.

UJA-FEDERATION OF NEW YORK

LEADERSHIP

PRESIDENT

Linda Mirels*

CHAIR OF THE BOARD

Marc Rowan*

CHIEF EXECUTIVE OFFICER

Eric S. Goldstein

TREASURER

Jeffrey A. Keswin*

GENERAL CHAIRS, 2024 CAMPAIGN

Jane Dresner Sadaka*

Marc A. Utay*

CHAIR, UJA WOMEN

Kim Hartman*

CHAIR, PLANNED GIVING & ENDOWMENTS

David L. Moore*

GENERAL PLANNING CHAIR

Jodi J. Schwartz*

CHAIR, CARING DEPARTMENT

Nicole Agus*

CHAIR, JEWISH LIFE DEPARTMENT

Geula Solomon*

CHAIR, NETWORK DEPARTMENT

Neil J. Sandler*

EXECUTIVE COMMITTEE AT LARGE

Pamela Barnett*

Lloyd Blankfein*

Eric Schwartz*

Tara Slone-Goldstein*

Merryl H. Tisch*

IMMEDIATE PAST PRESIDENT CHAIR, ALLOCATIONS STEERING COMMITTEE

Amy A. B. Bressman*

SPECIAL ADVISOR TO THE PRESIDENT CO-CHAIR, UJA YOUNG LEADERS

Spencer Herbst*

EXECUTIVE VICE PRESIDENT, FINANCIAL RESOURCE DEVELOPMENT

Mark D. Medin

CHIEF PLANNING OFFICER

Deborah A. Joselow

CHIEF FINANCIAL OFFICER

Luz Liebeskind

GENERAL COUNSEL, CHIEF COMPLIANCE OFFICER & SECRETARY

Ellen R. Zimmerman

CHIEF MARKETING OFFICER

Graham Cannon

EXECUTIVE VICE PRESIDENTS EMERITI

Ernest W. Michel**

Stephen D. Solender

John S. Ruskay

*Executive Committee member

**of blessed memory

ACKNOWLEDGEMENTS

UJA-FEDERATION OF NEW YORK STUDY DIRECTORS

Jake Brzowsky
Emily Sigalow, Ph.D.

EXTERNAL RESEARCH TEAM

Jason Fontana, Ph.D. candidate
Janet Aronson, Ph.D.
Pearl Beck, Ph.D.

SSRS SURVEY CONSULTANTS

Eran Ben-Porath, Ph.D.
Cameron McPhee
Mickey Jackson
Emily Jennings
Elizabeth Sciupac

UJA STUDY SUPPORT

Annette Jacoby, Ph.D.
Tori Lieber
Zach Weitz

HAREDI OUTREACH SUPPORT

Chumi Friedman
Rebecca Saidlower

UJA COMMUNITY OUTREACH

Rina Cohen
Sepi Djavaheri
David Aronov

UJA TRANSLATION REVIEW

Inna Galperin
Liliya Markel
Bari Ziegel

UJA MARKETING SUPPORT

David Frutkoff
Edward Ocampo
Laura Sirowitz
Mirm Kriegel
Sherri Lerner