

2017 Greater Pittsburgh Jewish Community Study



Population

17% Population Growth in the Last 15 Years



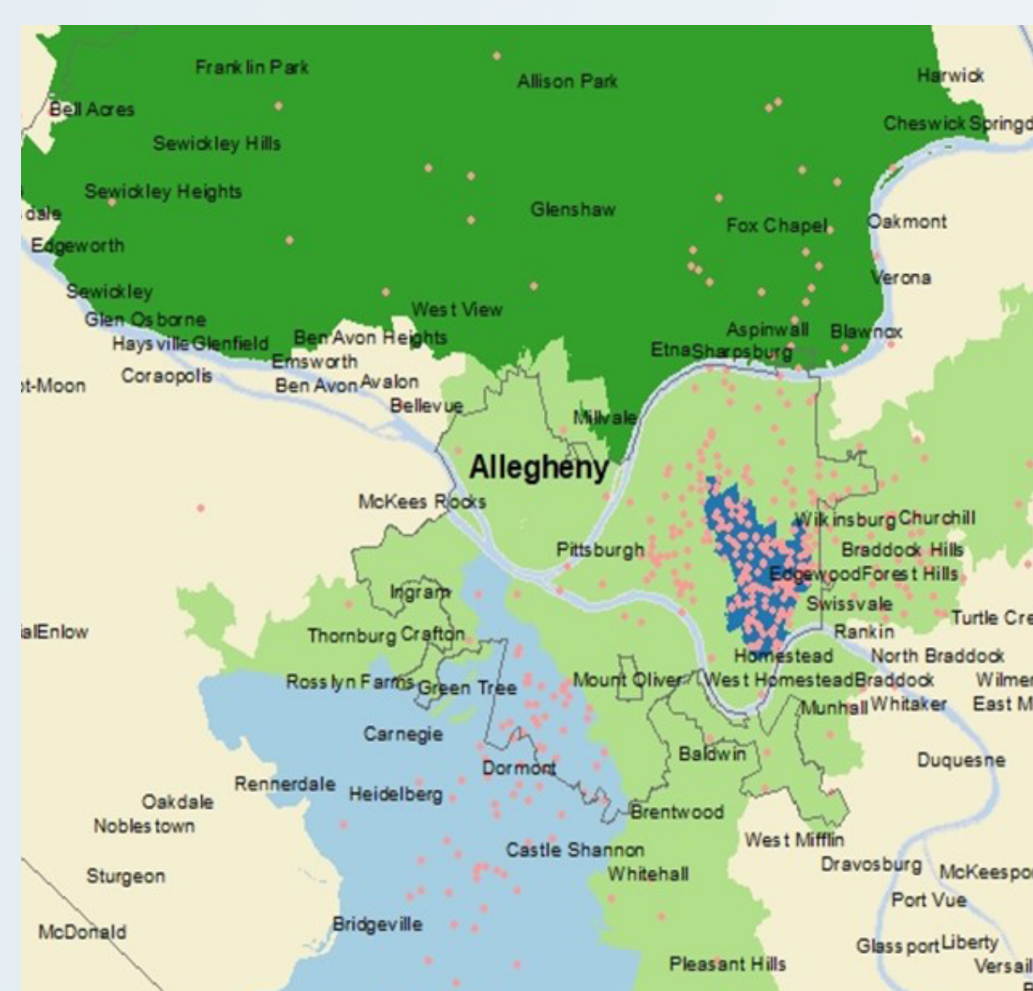
49,200 Jewish individuals



26,800 Jewish households (at least one Jewish adult in the household)


Total of 59,000 Jewish and non-Jewish individuals in Jewish households

Geography and Demographics



Jews in Greater Pittsburgh live:

- 26%** Squirrel Hill
- 31%** Rest of city of Pittsburgh
- 20%** South Hills
- 9%** North Hills
- 14%** Rest of region




Younger adults and families are more prevalent in the city




Older adults reside in greater numbers in suburbs and outlying areas



Nearly 1-in-5 Jewish adults are ages 18-29



Nearly 1-in-5 Jewish adults are ages 60-69



84% of Pittsburgh-area Jewish adults have a college degree compared to 58% of all US Jewish adults


Family and Community Ties



52% of Jewish children in grades K-12 participated in at least one Jewish educational program in the past year



35% of households belong to a synagogue or another Jewish worship community of some type



93% of Jewish adults made a charitable donation in the past year